

Job Name: _____

Location: _____

Engineer: _____

Submitted to: _____

Submitted by: _____

Reference: _____

Date: _____

Approval: _____

Construction: _____

Unit #: _____

Drawing #: _____


KEY FEATURES:

- Auto-Swing for horizontal louvers
- Genius Core ultra-low compressor speed of 12Hz
- 46° Freeze Protection
- Smart Kit Ready
- Turbo Mode
- Follow Me Mode

NOTES:



OLIVIA

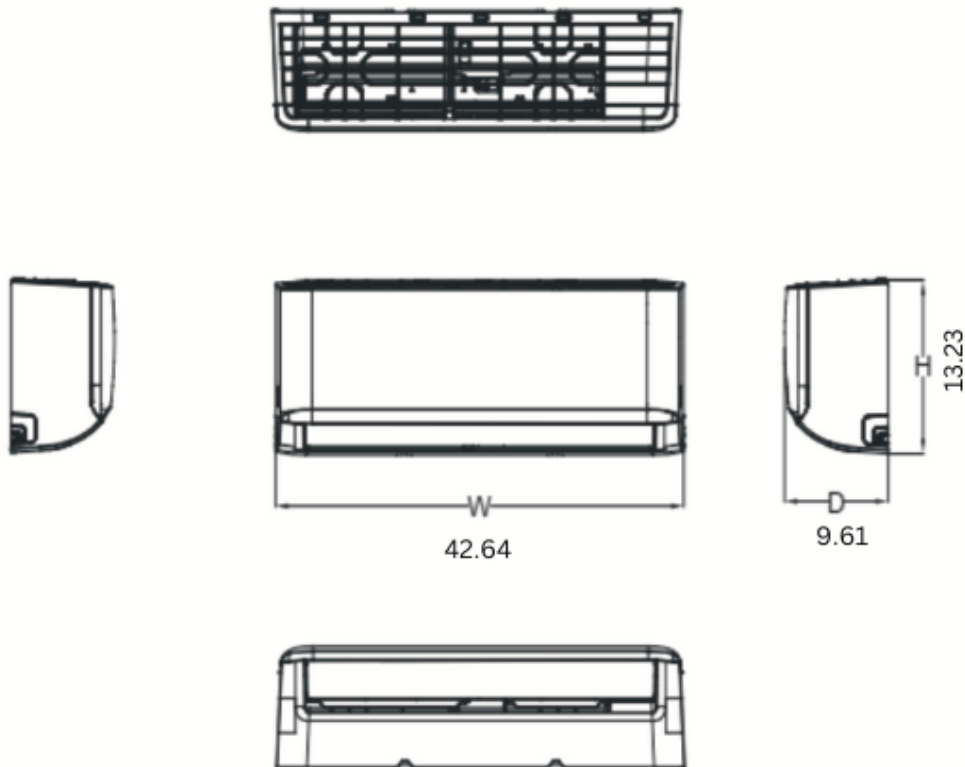


| Indoor Model | | | CH-24MOLVWM-230VI |
|---|--------------------|-----------|-----------------------------|
| Power supply | | V, Ph, Hz | 208-230V, 1Ph, 60Hz |
| Communication wiring | | | 14AWG*4 |
| Cooling | Capacity | Btu/h | 23,000(4,650~26,600) |
| | Input | w | 1,840(484~2,540) |
| | Rated current | A | 8.25(2.1~11) |
| | EER/EER2 | Btu/w | 12.5 |
| | SEER/SEER2 | Btu/w | 22.3 |
| Heating at 47 °F | Capacity | Btu/h | 26,000(9,550~27,000) |
| | Input | W | 2,540(810~3,090) |
| | Rated current | A | 11.38(3.5~13.4) |
| | COP | W/W | 3 |
| | HSPF4/HSPF2-4 | | 10.3 |
| | HSPF5/HSPF2-5 | | 7.7 |
| Indoor fan motor | | Qty | 1 |
| | | Input | 58 |
| | | RLA | 0.38 |
| Indoor air flow (Turbo/Hi/Med/Lo) (No duct) | | CFM | 760.59/601.18/458.82/382.35 |
| ESP (range) | | In.wg. | |
| Indoor noise level (Hi/Med/Lo) | | dB(A) | 46.5/44/35 |
| Dehumidification | | L/H | 5.14 |
| Indoor unit | Dimensions (WxDxH) | inch | 42.64x9.61x13.23 |
| | Packing (WxDxH) | inch | 45.47x16.34x12.40 |
| | Net/Gross weight | lbs | 29.98/38.14 |
| Drainage water pipe diameter | | inch | 5/8" |
| Refrigerant piping (Liquid side/Gas side) | | inch | 3/8"/5/8" |
| Design pressure | | PSIG | 550/340 |
| Controller | | | RG10K-exclusive remote |
| Room temperature | Cooling | F | 60~90 |
| | Heating | F | 32~86 |

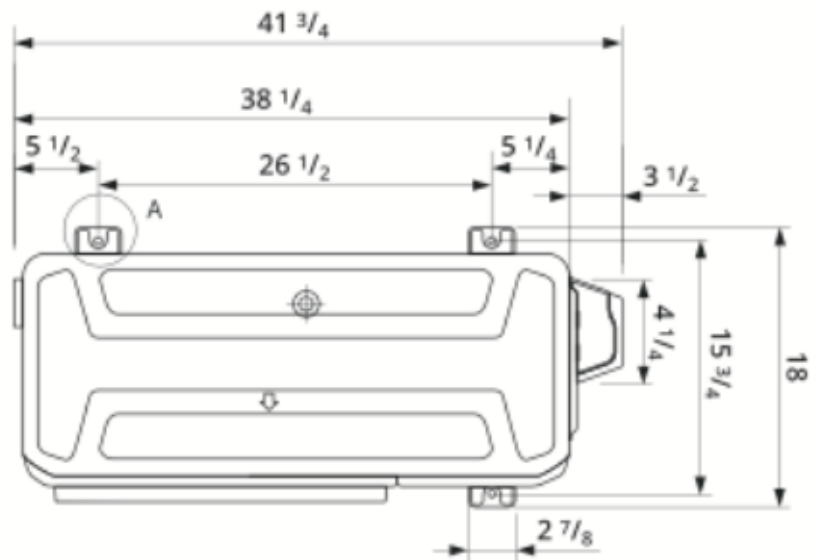
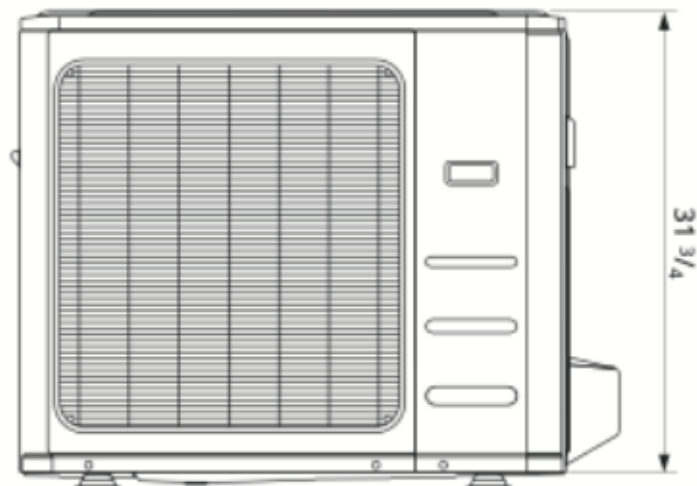
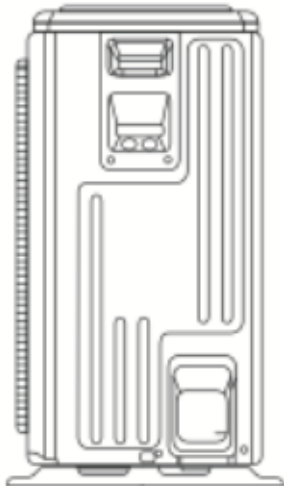
| Outdoor Model | | | CH-HPR24-230VO |
|--|--------------------------|-----------|---------------------|
| Power supply | | V, Ph, Hz | 208-230V, 1Ph, 60Hz |
| Min. circuit ampacity | | A | 25 |
| Max. fuse | | A | 35 |
| Compressor | Model | | KTM240D43UKT |
| | Type | | Twin-ROTARY |
| | Brand | | GMCC |
| | Capacity | Btu/h | 25,930 |
| | Input | w | 2,045 |
| | Rated current (RLA) | A | 17.1 |
| | Refrigerant oil | oz | VG74 21 |
| Outdoor fan motor | Qty | | 1 |
| | Input | w | 150 |
| | RLA | A | 0.5 |
| | Speed | r/min | 950/800/500 |
| Outdoor air flow (Max) | | CFM | 2,235.29 |
| Outdoor noise level (Max) | | dB(A) | 62.5 |
| Throttle type | | | EXV+Throttle valve |
| Outdoor unit | Dimensions (WxDxH) | inch | 37.24x16.14x31.89 |
| | Packing (WxDxH) | inch | 42.91x19.69x34.84 |
| | Net/Gross weight | inch | 134.48/144.40 |
| Refrigerant | Type | | R410A |
| | Precharge | ft | 25 |
| Additional charge for 1/4 inch liquid pipe | | oz | |
| Additional charge for 3/8 inch liquid pipe | | oz | 0.32 |
| Refrigerant piping | Liquid side/Gas side | inch | 3/8"/5/8" |
| | Max. pipe length | ft | 164.04 |
| | Max. difference in level | ft | 82.02 |
| Ambient temperature | Cooling | F | -22 ~ 122 |
| | Heating | F | -22 ~ 75 |

OLIVIA

Units: in



Dimension (WxDxH)
42.64x9.61x13.23



**DETAIL A
SCALE 1:1**

